

DEC. DIV.	ANGLE		
	A	B	C
0~5	±0.02	±0.05	±0.1
5~10	±0.05	±0.1	±0.15
10~50	±0.1	±0.15	±0.2
50~500	±0.15	±0.2	±0.25
500~	±0.15%	±0.2%	±0.25%

版次	修改内容	修改	审核	批准	日期
A0	第一次发行				

Shenzhen ORVIBO Technology Co., Ltd.  
7F, Block A7, Nanshan i Park, No.1001  
Xueyuan Road, Nanshan District,  
Shenzhen, 518055, PRC  
www.orvibo.com  
info@orvibo.com

### Warranty range and duration

One year warranty applies to most ORVIBO product unless other wise specified at the time of purchase. Accessories included with the main device and batteries have a warranty of six months when buying used in ORVIBO products, the product warranty remains measured from the time it was bought by the original owner.

Any other promises made by dealers beyond the guarantee of ORVIBO, ORVIBO will not assume any liability.

The following cases do not belong to free repair scope and ORVIBO will provide paid services. Please note.

Fill to provide warranty card and related sales invoices.

Cleaning of product and wear loss under normal circumstances (such as natural loss of casing, inserting components, aging and wear).

Any product failure or damage caused by installation, usage maintenance, and storage that are not in accordance with usage instructions.

Alter or tear up barcode on products or warranty card without authorization.

For those beyond change or warranty period.

Product serial number or type on warranty card does not match the product itself.

Without getting the permission of ORVIBO, change its inherent structure circuit privately, or dismantling or modifying without authorization.


Product damage caused by accident, human abuse/misuse, such as output short circuit, high-voltage input, overload work, high temperat- ure, water inflow, mechanical damage, broken serious oxidation or rusty and etc.

Damage caused by transportation loading and unloading on the way of return for repair.

Product failure or damages caused by force majeure such as earthquake, fire, flood lightning and so on.


Product failure or damaged caused by any problem other than product design, technology, manufacturing, quality and others. Accessories are not included in free repair scope.

This regulation shall come into effect since the issuing date. ORVIBO will keep the final interpretation right and revise.




## Mini Hub (VS20ZW)

### User Guide




Thanks for using our product


### Packing List



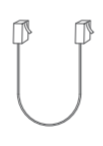
Mini Hub x1



adapter x1



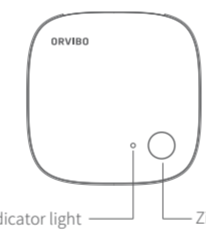
Micro USB x1



Network cable x1

### Product appearance

Indicator lights and buttons




STA indicator light    ZigBee indicator light  
Reset Button

STA indicator light keeps on: working normally  
ZigBee indicator light flashes one time: a device has been triggered.

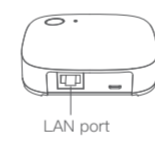
### Operation Guide

- Power it on.






Adaptor DC 5V/1A

- Connect the Mini Hub to the LAN port with a network cable.



LAN port

- Search "HomeMate" in App Store or Google Play. Download and install the App.

- Login your HomeMate account add the Mini Hub according to the path guide.
- Use other products together with the Mini Hub, to start more convenient and beautiful home life.

### Installation Instructions

- 2.4G working network is needed. If your home is using 5G connection, be sure to reconnect your cell phone to Wi-Fi by choose 2.4G from the drop-down menu before adding the Mini Hub to HomeMate app;
- It shall not be used in the humid environment such as the bathroom;
- Keep it away from the devices that emit strong interference signals, such as the induction cooker and TV.

### Restore Default Setting

Short press four times then long press once the reset button until the STA indicator light is on, which means that the device has cleared the current network. Can be turned to the network state.

备注:

- 尺寸: 510x85(mm) 5折页
- 材质: 80克书纸
- 印刷: 黑色双面印刷
- 边框为折痕位置

未注公差: ≤10mm ±0.05mm ≤50mm ±0.1mm >50mm ±0.2mm	制图	审核	批准	产品名称	Mini网关说明书(英文)	材料	80g书纸
	吴意			产品料号	3.06.010XXX	版次	A0
单位	mm	日期	11-Dec-18	 <b>深圳市欧瑞博科技有限公司</b> SHENZHEN ORVIBO TECH CO.,LTD. TEL:+86-0755-85277097 FAX:+86-0755-85277087			
							